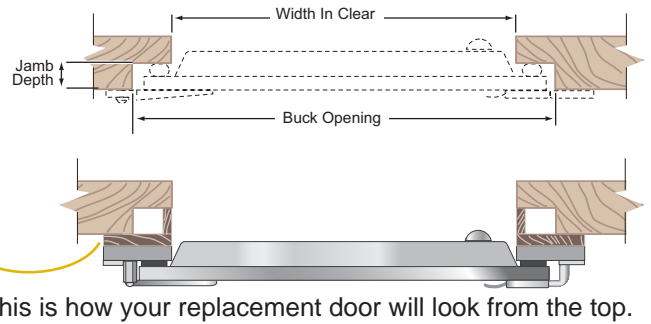
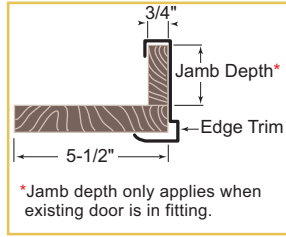


WALK-IN DOOR ORDER FORM

Step 1.

Fill in the top view measurements of your existing door.

Width In Clear _____
 Buck Opening _____
 Jamb Depth _____

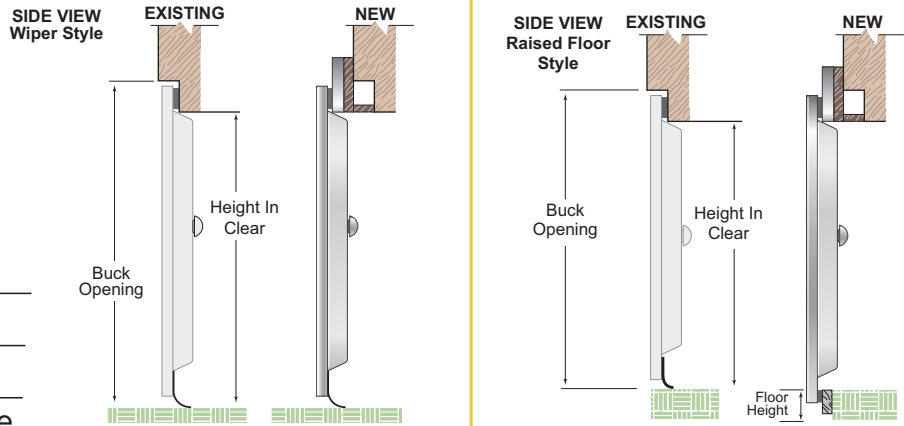


This is how your replacement door will look from the top.

Step 2.

Fill in the side view measurements of your existing door.

Height In Clear _____
 Buck Opening _____
 Floor Height _____
 (Required for raised floor style only)



This is how your replacement door will look from the side.

Step 3. Select a finish

- 22 Gauge Stucco Embossed Galvanized 22 Gauge Smooth Stainless Steel
 22 Gauge Stucco Embossed White .040" Stucco Embossed Aluminum

Step 4. Determine whether you want a door hinged left or right

- Hinged Left Hinged Right

NOTE: Door includes the hardware, gasket and frame.

Step 5. Select an application

- Freezer Cooler

Step 6. Select any options

Door Closer

- Snubber Style (Hook)
 Arm Style (Heavy Duty)

Hinges

- Spring Assisted Hinges
 (for freezer doors)

Kick Plates

- Outside
 Inside
 Both
 (see page 122)

View Windows

- 14" x 14" Non-Heated Cooler
 14" x 14" Heated Cooler
 14" x 14" Heated Freezer
 14" x 24" Non-Heated Cooler
 14" x 24" Heated Cooler
 14" x 24" Heated Freezer

Step 7. Shipping and Billing Information

Date _____ Purchase Order _____
 Customer Name _____
 Address _____
 City _____ State _____ Zip _____
 Phone _____ Fax _____

____ Quote Only

Ship To:
 Customer Name _____
 Address _____
 City _____ State _____ Zip _____
 Phone _____ Fax _____

NOTE: We will contact you by phone to confirm your price and complete any special manufacturing or shipping instructions.